



# San

## Medi Solutions



**SURGICAL EQUIPMENTS  
POINT OF CARE DEVICES  
TOTAL HOSPITAL FURNITURE**

Office :  
SN Complex,  
Basaveshwara Talkies Road,  
Vidhya Vikas School, Chitradurga-577501.  
Karnataka.  
email : [info.sanmedisolutions@gmail.com](mailto:info.sanmedisolutions@gmail.com)  
Ph : +91 9901723528 / 9380447065

## About us:

### "SAN MEDISOLUTIONS"

"Today, the world over, healthcare has assumed an importance sidelining almost all other concerns of civilized society. Medicines and medical devices have entered every facet of human existence with a promise of greater relief and efficacy. In this stride toward a healthier and cheerful society, "SAN MEDI SOLUTIONS" in all humility, has its little role to play. It began to supply medical equipments. The impeccable quality of our products and promptitude in sales and service called for greater expansion and soon we found ourselves introducing many more products. "SAN MEDI SOLUTIONS" is a leading distributor of a wide range of Medical and surgical devices and services in Karnataka.

With a view to meet the demand of medical and surgical equipments, we deals with **Allied, Zivatronix, Bpl, Nihon kohden, Smiths medical, Valleylad, Flexi care, Welchallynand Technomed (Meorbros), Dimond, United, Cardra, Shalya, etc...** The "SAN MEDI SOLUTIONS " always endeavors to make its services available to needy and deserving hospitals wherever possible. We consider it a privilege to give our better services.

The highly advanced state-of-the-art infrastructure at **SAN MEDI SOLUTIONS"**, has been parted into several highly operational units, for reasons of attaining smoother and effective management of the firm operations. The facility, for reasons of attaining several of the firm's predefined goals and targets, has been equipped with all the necessary machinery and equipments. To maximize our reach in the market, the facility undergoes regular up-gradation.

New and developing medical advances are uncovered every day, with the goal of making life and aging better. These helpful tools and sophisticated medical devices can help support everyday tasks, as well as facilitate the Medical facilities.

### Our Mission:

"Our mission is to create a better life for many people." That's aspirational, short and to the point. More than that, it sets the tone for the hospitals and makes it clear that we are in the market to offer low-priced good equipments that suit everyone".

### Our vision:

Our vision is to be the unmatched leader in improving quality and reducing the cost of health care for patients in the communities we serve.

### Some of our advantageous features are :

- Wide distribution network
- Competitive pricing
- Customized products
- Total Customer Satisfaction



## Five Function Electrical Bed

- Mattress area divided into 4 sections made up of CRCA sheet with ABS head and Foot bows
- Back-rest, Knee-rest, Hi-Low & Up-down Positioning
- Split type 4 section polymer moulded Safety side rails with separate angle indicator .
- Castors of 150mm dia. with diagonal locking are provide for mobility with control.
- Overall size (approx):2130 L\*1050 W \*620H

## Four Function Mechanical

- Mattress area divided into 4 sections made up of CRCA sheet .
- Back-rest, Knee-rest, Hi-Low, Trendelburge & Reverse Trendelburge Position Handle by Screw Mechanism.
- Detachable polymer Moulded head and foot bows provide a soothing look.
- Split type 4 section ABS Head and Foot side rails.
- Castors of 150mm dia. With diagonal locking are provide for mobility with control.
- Overall size (approx):2150 L\*1050 W\* 550H
- MS/SS Collapsible Side Railing also Available.



## Three Function Electrical Bed

- Four section perforated CRCA sheet top
- ABS/ Polymer moulded head and foot board
- Back-rest, Knee-rest, Trendelburge & Reverse Trendelburge Position Handle by Remote.
- Pair of collapsible side railings
- Four heavy duty swivel castors of 125 mm
- Overall size -2140 mm L x 960 mmW x Height adjustable from 560 mm to 600 mm .
- ABS Railing avail on demand

# THREE FUNCTION & FOWLER BED

## Three Function Manual Bed

- Four section perforated CRCA sheet top
- ABS/ Polymer moulded head and foot board
- Back-rest, Knee-rest, Trendelburge & Reverse Trendelburge Position Handle by Screw Mechanism.
- Pair of collapsible side railings
- Four heavy duty swivel castors of 125 mm
- Overall size -2140 mm L x 960 mm W x Height adjustable from 560 mm to 600 mm .
- ABS Railing avail on demand



## Fowler With ABS

- Four section made up of CRCA sheet with ABS head & Foot with 150mm Castors.
- Backrest and knee rest position handle by 2 separate crank mechanisms.
- Size (approx):2100 L\*1000 W\*600 H.

## Fowler Deluxe Bed

- Four Section made up of CRCA steel bed with Backrest , knee rest adjustable on 2 separate crank.
- Detachable SS framed Head & Foot with laminated penal Board
- Size (approx):2100 L\*1000 W\*600 H



## Fowler Bed Plain

- CRCA steel bed with Backrest , knee rest , adjustable on two separate lead screws
- Head & Foot Bows uneven in height with vertical tube support Board
- Size (approx):2100 L\*1000 W\*600 H



# SEMI FOWLER BED



**San**  
Medi Solutions

## Semi Fowler Hi-Low Bed



- ➔ Overall Size:- 2100mmL \* 1000mmW \*600mmH. Two Section perforated top.
- ➔ Back rest & Hi- Low Position Obtained By Handle System.
- ➔ Head and foot bows with ABS Panel.
- ➔ Using Aluminum Railing &150mm Castors

## Semi Fowler ABS Bed

- ➔ Overall Size:- 2100mmL \* 1000mmW \*600mmH. Two Section perforated top.
- ➔ Back rest position obtained by handle system.
- ➔ Head and foot bows with ABS Panel.



## Semi Fowler Deluxe Bed

- ➔ Overall Size:- 2100mmL \* 1000mmW \*600mmH. Two Section perforated top.
- ➔ Back rest position obtained by handle system.
- ➔ Detachable SS Framed head and foot bows with Laminated Panels.



## Semi Fowler Bed

- ➔ Overall Size:- 2100mmL \* 1000mmW \*600mmH. Two Section perforated top.
- ➔ Back rest position obtained by handle system.



# PLAIN BED



**San**  
Medi Solutions

## Plain Bed Deluxe

- ➡ Overall Size:- 1860mmL \* 900mmW \* 600mmH.
- ➡ Using One Section Perforated Top
- ➡ Detachable SS Framed head and foot bows with Laminated Panels.



## Plain Bed With ABS Panel

- ➡ Overall Size:- 1860mmL \* 900mmW \* 600mmH.
- ➡ Using One Section Perforated Top
- ➡ Detachable ABS head and foot bows



## Plain Bed Standard

- ➡ Overall Size:- 1860mmL \* 900mmW \* 600mmH.
- ➡ Using One Section Perforated Top
- ➡ Head and foot bows uneven in height with vertical tube supports provided with mattress guard.



## Attendant Bed

- ➡ Overall Size:- 1829mmL \* 610mmW \* 457mmH.
- ➡ Using One Section Perforated Top
- ➡ Note: Mattress optional .

## Attendant Bed Cum Chair



## Pediatric Bed





# STRECHER TROLLEY



## Strecher Trolley Supreme

- Frame made of CRCA sheet & pipes.
- 2 section top with ratchet mechanism for back rests.
- Castors of 125mm dia. With diagonal locking provided for mobility with control.
- Provision for Saline stand.
- Frame size: 2025L\*760W\*560-850mm H
- High low can be adjustably via crank mechanism.

## Folding Strecher Trolley

- Frame made of rectangular CRCA pipes .
- Trolley is mounted over 125mm with locking castor wheels.
- Dimension :2030mmX600mmx810mmH



## Ambulance Strecher

- Light weight, strong structure, easy antiseptic, small size, convenient to use.
- Utilizes high precision mechanical transmission. Can be used automatically folded through the left and right hand.
- Dimensions :A- high position : 1900\*560\*900 mm
- Dimensions: B-Low position : 1900\*560\*280 mm
- Load weight : up to 120 kg
- Product weight : up to 40 kg & castors: 125 mm
- Applicable for various kind of hospitals, emergency centers, ambulances and battle fields.



## Folding Strecher

1. Single Fold
2. Double Fold
3. Four Fold

# STRECHER TROLLEY



## Emergency Recovery Trolley

- Frame made of rectangular CRCA pipes with SS swing down railing.
- 2 section top with ratchet mechanism for back rests.
- Castors of 125mm dia. With diagonal locking provided for mobility with control.
- Oxygen cylinder holder and ss iv stand. frame size: 2100L\*560W\*65-950mm H .

## Strech Trolley Delux

- Removable with fixed height,
- Frame is made of CRCA tube.
- Trolley mounted over 150mm caster for ease of movement.
- Provided of saline stand with Swing down railing
- Provided with cylinder cage .
- Dimension: 2100L\*560W\*810 H MM



## Strecher On Trolley

- Frame made of rectangular CRCA pipes .
- Trolley is mounted over 125mm diagonally locking castor wheels.
- Provision for saline stand .
- Dimension: 2030L\*600W\*810 H MM





# EXAMINATION COUCH



**San**  
Medi Solutions



## Examination Couch

- Made up of CRCA sheet.
- Back rest adjustable with pneumatic/ Manual.
- Provided with three drawers and three utility cabinet.
- Provided inbuilt foot step
- Provided with foam top in high quality washable rexine
- Dimension approx : 1870L\*560W\*810H mm

## Gynec Examination Couch

- Made up of CRCA sheet.
- Back rest adjustable with pneumatic pump
- Provided with three drawers and three utility cabinet.
- Provided inbuilt foot step
- Provided with foam top in high quality washable rexene
- Dimension approx : 1830L\*56W\*810H mm



## Examination Table

- Frame of pretreated and epoxy powder coted CRCA tubes
- Top with headrest adjustable on ratchet
- Overall size-1830 mm L \* 610 mm W \* 810 mm H

## Gynec Examination Table

- Frame of pretreated and epoxy powder coted CRCA tubes
- Top with headrest adjustable on ratchet



## Labour Table

- Frame of pretreated and epoxy powder coted CRCA tubes
- Top with headrest adjustable on ratchet

# DELIVERY BED

## Obstetrics/ Labour Table(Standard)



- Three sections top made up of SS.
- Leg section sliding completely under the main section.
- Trendlenburgs position achieved by pneumatic pump.
- lithotomy crutches / lithotomy rods with straps.
- Provided with suitable mattress.
- The complete metal components are per treated and epoxy powder coated.
- Dimension ( approx):1830L\*680W\*760H mm.

## Obstetrics/ Labour Table(Deluxe)

- Frame made of CRCA pipes/ sheets with abjustable penineal cut .
- Leg section sliding completely under the main section.
- Tendelenburgs position can be achivd by using pneumatic pump.
- Back rest abjustable with ratchet mechanism.
- Height can be abjusted by hydraulic pump.
- Hand grips also with lithotomy crutches and mattress .
- Dimonsion (approx) :1830L\*68W\*760H mm .



## Two Section Labour Table

- Available in Fully SS structure as well as
- MSPC with superimposed SS top
- Whole top capable of being tilted by screw mechanisms.
- Foot section capable of being folded underneath
- to suit lithotomy position
- Back side adjustable with Three side railings.
- Overall Size-72" x 30" x 30"

## Delivery Bed

- Mattress area divided into 3sections made up of crca sheet.
- Provided with polymer moulded head safety siderails.
- Castors of 125/150 mm dia with central locking mechanism for locattions.
- Back rest, trendelenburg / reverse trendelenburg hight - low , position maneuverable by seprate actuator operated by patien control .
- Frame size (APPROX);2030L\*900W\*500-750H.



# OVER BED TABLE



## Overbed Table /Cardiac

- ➔ ABS/Polymer Molded Top
- ➔ Height Adjustable from 970mm to 1180mm
- ➔ 50mm dia wheels
- ➔ Epoxy powder coated trolley
- ➔ Fixed Height trolley also available
- ➔ Overall Size 965mm x 430mm W x 970mmH

## Overbed Table Supreme

- ➔ Rectangular Framework mounted on 5cm Castors
- ➔ Wooden Top adjustable by gear
- ➔ All metal components are epoxy powder coated
- ➔ Overall Size-760mm x 400mmW x 1050mmH



## Overbed Table Deluxe

- ➔ Rectangular Framework mounted on 5cm Castors
- ➔ Two Section Wooden Top
- ➔ Height Adjustable by gear
- ➔ All metal components are epoxy powder coated
- ➔ Overall Size-760mm x 400mm x 1050mmH

## Overbed Table

- ➔ Tubular Framework mounted on 5cm Castors
- ➔ Fixed wooden laminated Top
- ➔ All metal components are epoxy powder coated
- ➔ Overall Size-1120mm x 400mm x 990mmH



# BEDSIDE LOCKER



## BedSide Locker Deluxe

- Made of CRCA pipe/ sheets with SS top
- Provided with one storage box and one drawer.
- CRCA tubular leg ,two is mounted on pvc stump and two on 5cms castors.
- Approx dimension :405mmL\*405mmW\* 810mm H.

## Medicine Side Cupboard Standard

- Made of CRCA pipe/ sheets with ss top .
- Provided with one storage box .
- CRCA tubular leg mounted on PVC stamp.
- Pretreated and epoxy powder coated.
- Approx dimension :405mmL\*405mmW\* 810mmH.



## Medicine Side Cupboard (ABS)

- Made up of ABS material .
- Provided with one cabinet, one drawer and one towel rail.

## Bedside Locker with ABS Cabinet



## Bedside Locker Plain





# WARD EQUIPMENT



**San**  
Medi Solutions



## Crash Cart Fully SS/MS

- Framework is made is up of MS/SS tubes.
- Six colour removable bins.
- Provided with two polystyrene boxes each with three lockable drawer.
- Provisions of MS oxygen Cylinder Holder
- Provided with three SS sheaves I.V rod and cardiac massage board.
- The cart is mounted on 125mm dia castors 2 with brakes.
- Over all Size: 950mm x 500mm x 1540mm +/-5%

## Medicine - Drug Injection Trolley

- Framework is made is up of MS/SS tubes.
- Provided with two polystyrene boxes each with three lockable drawer.
- 4" Swiveling Castores.



## Medicine - Drug Injection Trolley

- Framework is made is up of MS/ SS Castor wheel.
- Two SS Sleeves with three sides railing on top self and 4 side railing in lower self.
- Two Drawers under each self.
- Dimension 760mm L x 460mm W x 810mm H

## Anesthesia Trolley

- Framework is made is up of MS with two sleeves Castor wheel.
- 25/30 medicine containers and attached files holder
- 100mm diameter Diagonal wheels with brake.



# WARD EQUIPMENT



**San**  
Medi Solutions



## Instrument Trolley SS/MS

- Framework is made is up of MS/SS tubes with Castor.
- Two SS Sleeves, top self with 3 side railing and lower self with 4 side railing.
- Dimensions:600mm L x 460mmW x 810mm H.

## Drassing Trolley SS/MS

- Framework is made is up of SS tubes with 4mm castor.
- Two SS Sleeves, top self with 3 side railing and lower self with4 side railing.
- Bowl and bucket holding cage on one side with SS SS bowl and bucket.
- Dimensions:600mm L x 460mmW x 810mm H.



## Bedside Trolley / Table

- Complete Stainless steel Structure
- Availbale in two shelves with wheel or without.
- Dimension 460mm L x 330mm W x 860mm H

## Mayo Trolley

- Framework is made is up of MS with two sleeves Castor whee
- 25/30 medicine containers and attached files holder
- 100mm diameter Diagonal wheels with brake.



# WARD EQUIPMENT



## Laparoscopy / Monitor Trolley

- Available in stainless steel and powder coated
- Monitor Tray Height: 54" -56" , Shelf Size: 24' x 18"
- Four Shelves with one lockable drawer.
- Electric Panel with 6 Nos of 15/5 Amp. ISI marked Plugs-Switches on the side of Unit.
- 5" Swiveling Castors, two of the with brake.
- Provision of holding CO<sub>2</sub> Cylinder on the back of Unit ensuring stability

## ECG Trolley with SS Top

- Available in Powder coated Frame
- Upper Top SS with lower two top Powder Coated
- SS Handle System.
- 2" Wheel With Size W17" \* D19"



## ECG Trolley-Z type

- Z Shapped Trolley with Excellent look
- Three Shelves with One drawer below top shelf.
- 2" Wheel With Size 20"x15"x32"

## ECG Trolley

- Complete Stainless Steel Trolley with three trays
- Cable Hanger on both sides & gel Bottle Holder
- 50mm Diameter Wheels.
- Over all Size- 380mmL x 460mm W x 915mm H



## Phaco Trolley



# WARD EQUIPMENT



**San**  
Medi Solutions



## OT Drug Trolley

- Available in stainless steel and powder coated
- Six Utility Container with trolley with wheel.
- Size: 750mm L x 380mm W x 930mm H.

## Oxygen Cylinder Trolley

- Available in stainless steel and powder coated
- Six Utility Container with trolley with wheel.
- Size: 750mm L x 380mm W x 930mm H.
- Jumbo Trolley also available



## Bio-Medical West Bin

- Available in stainless steel and powder coated
- Four Colour , Three Colour available
- Size: 32, 40,60,110, ltr availbe as per demand

## Bedside Screen

- Available in stainless steel and powder coated
- Four & Three fold available
- Size: 66" H x 96L"





# WARD EQUIPMENT



## Suction Machine

- Single Phase 1/4HP Electric Motor
  - Twin Bottle 2/1.5Ltr with overflow valve
  - Oil immersed Vacuum Pump
  - Heavy Duty Wheel for easy mobility
  - Rubber bush Self Seal with nontoxic Rubber pipe
- \*Portable & Trolley Model Suction also available.**

## Autoclave

- SS Single Chamber with Gun metal Lid
  - Dual Scale Pressure Gauge.
  - Safety & Release valve for uniform working
  - Dual scale pressure gauge
- \* Electric / Non Electric Model Available**



## Dressing Drum

- Available in stainless steel
- Size: 9\*9, 11\*9, 12\*15 all available as per demand

## Electric Sterilizer

- Available in stainless steel
- Size 205 x 100 x 90(mm)
- Power- 1Kw-2Kw Single Phase 220Volt



# OT EQUIPMENT



## Motorized OT Table

- ➡ 3 Way Operated Operation Table: Electrically, Electric with Manual and Manually (with Help of crank) available
- ➡ Anaesthetic screen with arm Rest, Shoulder Support with Pad, Lateral support with Pad,
- ➡ Waterproof Mattress, Lithotomy Crutches, Full body Covered by S S Sheet,
- ➡ Adjustable and Removable Interchangeable Head & Foot Top, with CastorW heel for Easy Mobility Along with Stable Floor Locking.
- ➡ Size is L1980mm\*W530mm and H 760-1010mm/660-910mm
- ➡ Lateral Tilt:  $\pm 20$  /Trend. / R Trend.:  $\pm 25$ / Back Section:  $+85/-40$ / Head & Leg:  $\pm 90$

## Hydraulic OT Table

- ➡ Manually Operated smoothly & jerk free
- ➡ Eccentric Pillar to make the table real IITV Compatible
- ➡ X-ray permeable Table Top Without any cross bars.
- ➡ Most convenient for all type of major & minor Surgery.
- ➡ Weight Capacity up to 200 kg
- ➡ L2100mm x W500mm X H750-1050mm / 710-960mm
- ➡ Lateral Tilt:  $\pm 20$ , Trend. /R Trend:  $\pm 25$ , Back Section:  $+85 / -40$ , Head & Leg:  $\pm 90$

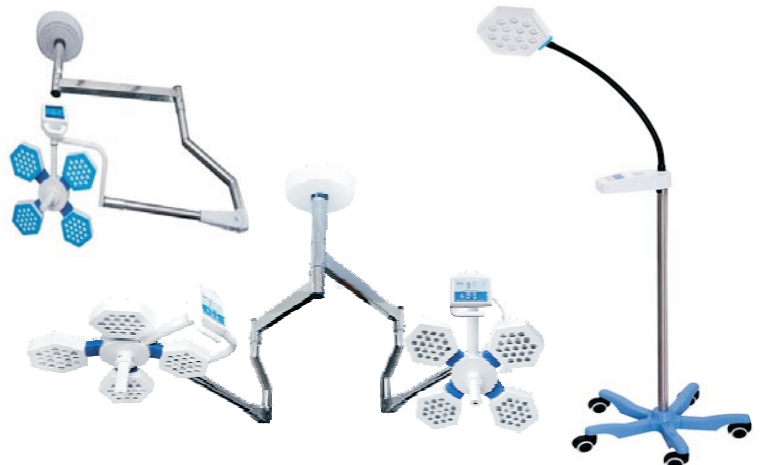


## Ophthalmic OT Table

- ➡ OT Table fluidly motorized operation table with feature empowered design.
- ➡ Motorised vertical height adjustment enables the ophthalmologist to perform from a convenient, comfortable standing or sitting position.
- ➡ Size :1880 X 690 x 640-870mm, Volt. 230V, Freq.- 50 Hz
- ➡ Adjustable wrist support offers surgeons convenient stability during operations.
- ➡ Trendelenburg reverse trendelenburg positions ensure safety during emergencies

## LED Examination Light

- ➡ Extremely environment friendly with least energy consumption.
- ➡ Combination of yellow & white LEDs for optimum comfort to surgeon.
- ➡ Shadow free uniform illumination inside cavities as well as open operating area.
- ➡ Control of Intensity by means of Digital Control Panel.
- ➡ Easy adjustment and focusing of light by sterilisable handle.
- ➡ Spring Controlled self-balancing arm with smooth radial, axial and angular movement.
- ➡ Light Intensity – 125000 Lux, LED's Life – 40000 Hours
- ➡ Colour rendering Index – 92, Temp.increase –  $2^{\circ}\text{C}$
- ➡ ColourT emperature – 3500-6200K
- ➡ Input Supply – A C 220-230 V/50 Hz



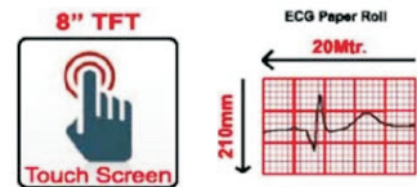
# OT EQUIPMENT

## E.C.G. Machine

- ECG Machine 2/3/6/12 channel available.
- Syn Collection for 12 lead ECG, Adopt Digital Signal Processing Technology and
- Get High – Quality ECG Waveform Via Power Frequency Filter, Baseline Filter And EMG Filter Of ECG signal.
- Display of 3/6/12-Lead ECG, Print Mode, Sensitivity, Paper Speed and Filter state, etc. On One Screen, Convenient for Contractively Diagnosing.



## Multi Parameter Patient Monitor



- In Multi Parameter 3/6/12 Channel available.
- 12.1" Colour TFT LCD Display with Waveforms up to 8 channels Portable Streamline Handle Design.
- Monitor Measures from Adult to Neonates
- Graphic and Tabular Trend for 96 Hours for all Parameters Multifunctional Standard Configuration
- Respiration, IBP (Ungradable) ECG, NIBP, SpO2.

## Infusion pump

### Syringe Infusion Pump



- HD LCD/ 7 Segment Display
- Compatible with 5ml, 10ml, 20ml, 30ml, Syringe 50/60ml of Any Brands Monitor Measures from Adult to Neonates
- Three Working Modes: Rate Mode, Volume Mode of the Time, Dosage Weight Mode.
- KVO Rate Is 0.1-5ml/H (Step 0.1ml/H)





## Biphasic Defibrillator

- Display :- 7" color TFT, Accuracy  $\pm 2$  mmHg
- Unit ON-OFF :- By front panel keyboard, Encoder
- Operation :- User adjustable high & low limit, Audible and visual alarming
- Charge Discharge Control :- Charge and shock button on front panel and paddles.
- Dimensions :- H280 x W 330 x D220 mm (Max) without Paddles
- ETCO2 (Optional)



## Fetal Monitor

- 8.4" LCD screen, folding 60 degree
- Display waveforms and digital simultaneously
- FHR 120-160 normal area highlight, 12 hours data and waveform storage and review
- FHR upper and lower limit alarm, twins monitoring function option
- High sensitive 9 elements 1MHz pulse doppler transducer
- Built in PC network can be connected to the central monitoring system



## Oxygen Concentrator 5 LPM

- Size - 360 x 220 x 580 mm
- Weight - 13.6 Kgs
- Continuous flow settings - 0.125 – 5 LPM
- Oxygen Concentration - 90% (+6.5% / -3%) at 5 LPM
- Oxygen output pressure - 7 PSI
- Sound level - Less Than 40 dBA
- Power specification - 230 V, 50 Hz
- Power Consumption - 290 W
- Filters - Cabinet, Compressor Intake and Bacteria



## Cautery Machine



## Spirometer





# WARD EQUIPMENT

Ophthalmic Chair Unit



Surgeon Chair



Dialysis Chair



Doctor Chair



Blood Doner Chair



Doctor Office Chair



Revolving Stool



Step Stool



All purpose stool



# WARD EQUIPMENT



**Electrical Wheel Chair**



**Wheel Chair**



**Folding Wheel Chair**



**Commode Wheel Chair**



**Commode Stool**



**Commode Chair**



# WARD EQUIPMENT

IV/ Salin Stand



Kick Bukcet



Walking Stick



Walker



Waiting Chair




Fogger Machine



Aerosol Disinfector



ABS and Collapsible  
Railing



Hsopital all type  
of Bed Matress





# WARD EQUIPMENT



**San**  
Medi Solutions

















			
DRESSING DRUMS	DUSTBIN	CATHETER TRAY	INSTRUMENTS TRAY
			
BEDPAN MALE	BEDPAN FEMALE	URINAL FEMALE	URINAL MALE
			
KIDNEY TRAY	HIGH PRESSURE STEAM STERILIER	ABROSOL DISINFECTOR	AUTO CLAVE PORTABLE
			
SEATER WAITING CHAIR	SEATER SS WAITING CHAIR	SUCTION MACHINE	SCRUB STATION
			
SCRUB STATION SENSOR	FOOT SUCTION	BURN CAGE	INSTRUMENTS CABINET MS





**San**  
Medi Solutions

# WARD EQUIPMENT

			
ENT SURGICAL INSTRUMENT	NEURO SURGERY INSTRUMENT	CARDIO THORACIC & VASCULAR INSTRUMENT	TUNGSTEN CARBIDE INSERTS
			
GENERAL SURGERY INSTRUMENTS	ORTHOPAEDIC SURGERY INSTRUMENT	GYNACEOLOGY & OBSTETRICS INSTRUMENT	TITANIUM MICRO INSTRUMENTS
			
FIBER OPTIC SELF ILLUMINATED INSTRUMENTS	LAPROSCOPY INSTRUMENTS	LAPROSCOPY TROLLEY WITH CAMERA SYSTEM	STAINLESS STEEL HOSPITAL HOLLOWWARE
			
TMS-6202 BEDSIDE SCREEN 4 FOLDS WITH CURTAINS	TMS-4407 MULTI COLOUR WASTE BIN	TMS-4401 SOILED LINEN TROLLEY (CANVAS BAG)	TMS - 7004 – NEONATAL CARE PRODUCTS

# WARD EQUIPMENT

			
PE Disposable Gloves		Oxygen Mask	
			
Non Contact Infrared Thermometer		Nitrile Gloves	
			
Latex Examination Gloves		Household Gloves	
			
Digital Bp Monitor		BP Cuff	
			
Nebulizer Machine		Nebulizer Machine2	



**San**  
Medi Solutions

**Office :  
SN Complex,  
Basaveshwara Talkies Road,  
Vidhya Vikas School, Chitradurga-577501.  
Karnataka.  
email : [info.sanmedisolutions@gmail.com](mailto:info.sanmedisolutions@gmail.com)  
Ph : +91 9901723528 / 9380447065**